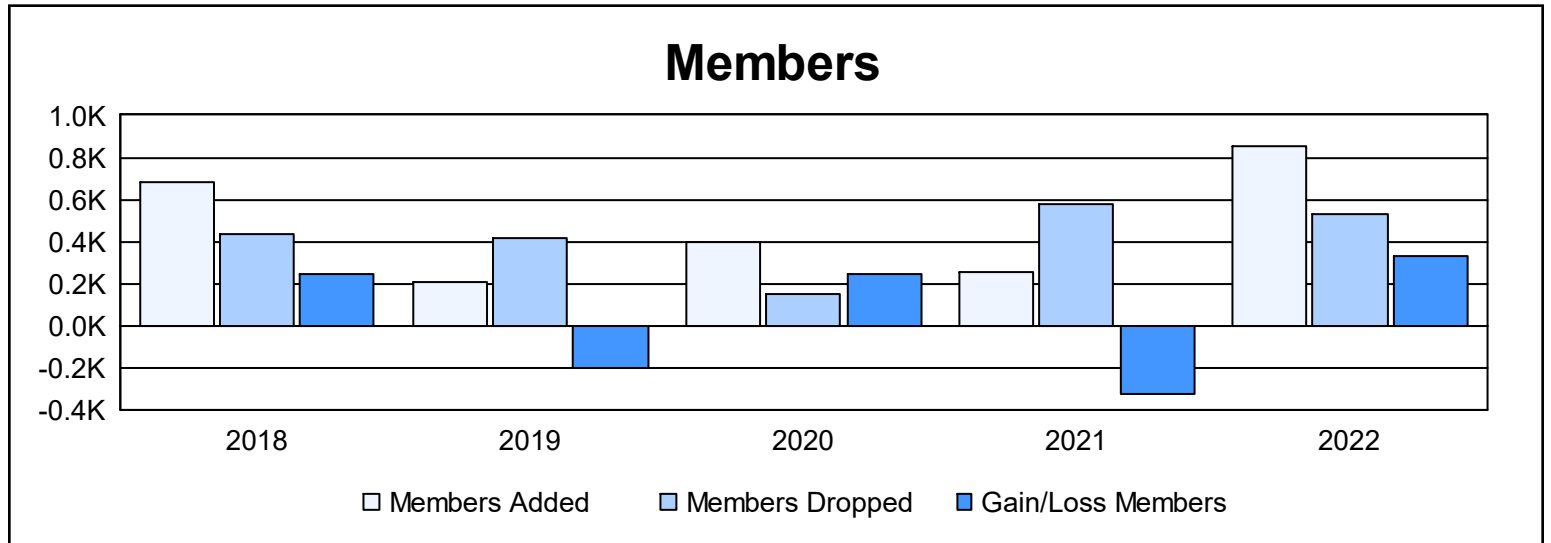
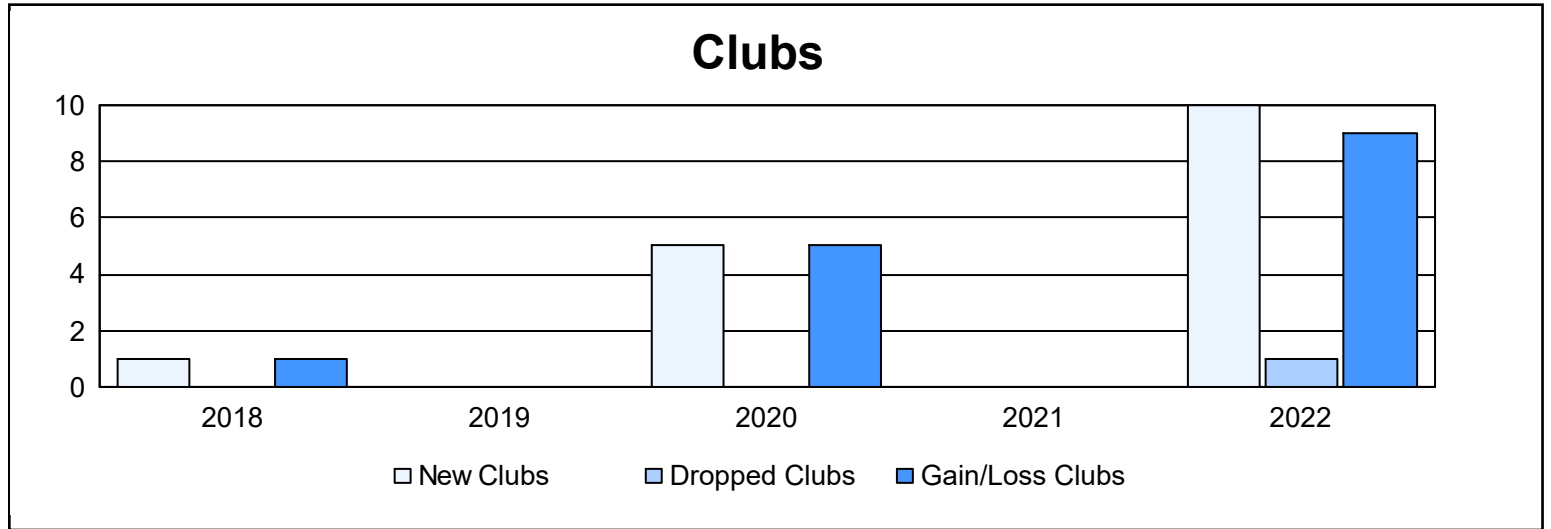
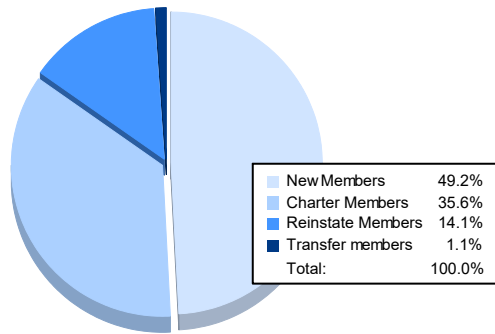


| Year | New Clubs | Dropped Clubs | Gain/ Loss Clubs | New Members | Charter Members | Reinstate Members | Transfer Members | Total Member Added | Total Members Dropped | Gain/ Loss Members |
|----------------|-----------|---------------|------------------|-------------|-----------------|-------------------|------------------|--------------------|-----------------------|--------------------|
| 2017-2018 | 1 | 0 | 1 | 610 | 41 | 27 | 8 | 686 | 437 | 249 |
| 2018-2019 | 0 | 0 | 0 | 178 | 3 | 23 | 5 | 209 | 415 | -206 |
| 2019-2020 | 5 | 0 | 5 | 203 | 169 | 14 | 15 | 401 | 153 | 248 |
| 2020-2021 | 0 | 0 | 0 | 230 | 7 | 16 | 3 | 256 | 580 | -324 |
| 2021-2022 | 10 | 1 | 9 | 422 | 305 | 121 | 9 | 857 | 530 | 327 |
| Average | 3 | 0 | 3 | 329 | 105 | 40 | 8 | 482 | 423 | 59 |



Membership Composition June 2022 Cumulative



Gender Composition June 2022 Cumulative

